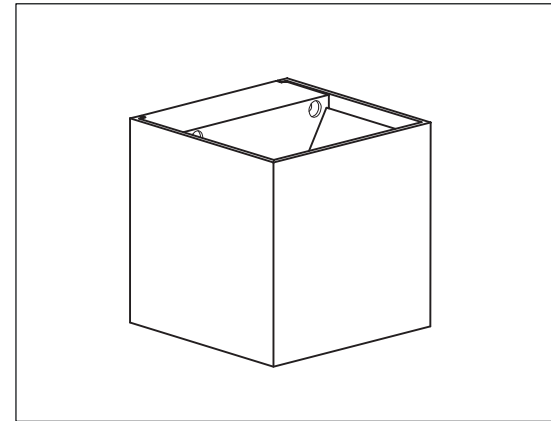


Ali

parete / wall

ISTRUZIONI PER L'INSTALLAZIONE
INSTRUCTIONS FOR INSTALLING
MODE D'INSTALLATION
MONTAGEANWEISUNGEN
INSTRUCTIES VOOR HET INSTALLEREN
INSTRUCCIONES PARA INSTALACION



ATTENZIONE:

La sicurezza dell'apparecchio è garantita solo dall'uso appropriato delle seguenti istruzioni, pertanto è necessario rispettarle e conservarle.

WARNING:

Device security is guaranteed by the appropriate use of the following directions, therefore it is required to follow and to keep them.

ATTENTION:

La sécurité de l'appareil n'est garantie que dans le respect des instructions suivantes, Nous vous conseillons donc de les bien conserver.

ACHTUNG:

Die Gerätsicherheit ist versichert unter der Voraussetzung, daß die folgenden Einleitungen richtig verwendet und eingehalten werden. Deshalb ist es notwendig, sie zu bewahren

ATTENTIE:

De veiligheid van het armatuur is alleen gegarandeerd bij het juist toepassen van de volgende montage-voorschriften.

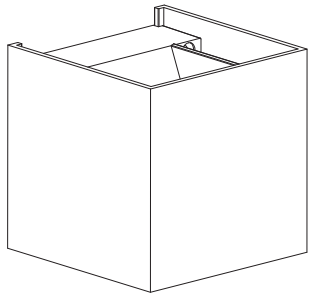
ATENCIÓN:

La seguridad del aparato se garantiza solo cumpliendo cuidadosamente las siguientes instrucciones; por ello, es necesario conservarlas.



- | | | |
|--|-----------------------------------|---|
| I Apparecchio predisposto per il montaggio diretto su superfici normalmente infiammabili. | I Apparecchio di classe I | I Gruppo di rischio 1, secondo norma EN 62471:2008 |
| GB Device fitted for directly mounting onto normally inflammable surfaces. | GB Class I luminaire | GB Risk group 1, in compliance with standard EN 62471:2008 |
| F Appareil réalisé pour le montage direct sur superficies normalement inflammables. | F Appareil de classe I | F Groupe de risque 1, suivant la norme EN 62471:2008 |
| D Leuchte geeignet zur Montage auf normalerweise Flächen. | D Garäet Klasse I | D Risikogruppe 1, gemäß Vorschrift EN 62471:2008 |
| NL Toestellen voorzien voor montage op normaal brandbare oppervlakten. | NL Toestellen van Klasse I | NL Risicogroep 1, volgens de norm EN 62471:2008 |
| E Aparato preparado para ser montado directamente en superficies inflamables. | E Aparato de clase I | E Grupo de riesgo 1, según norma EN 62471:2008 |

IP54



x2



x2



x2



x2



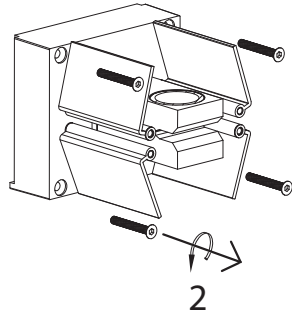

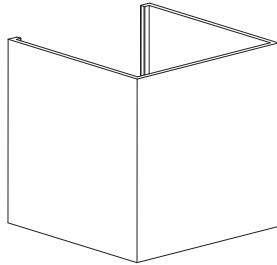
x1



Onde evitare l'ingresso dell'acqua nell'apparecchio, attenersi scrupolosamente alle indicazioni in fig.2-3.

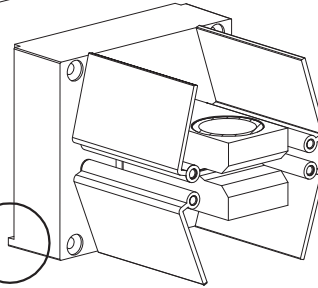
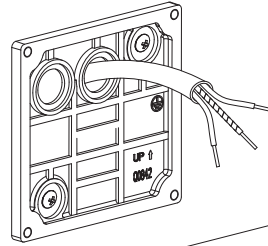
In order to prevent water from entering in the lighting fixture, carefully follow the instructions in Fig.2-3.

①



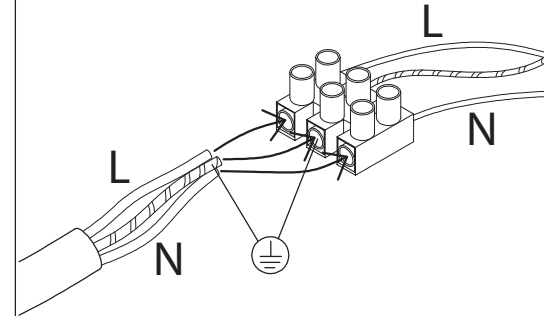
2

④




! OK

⑤

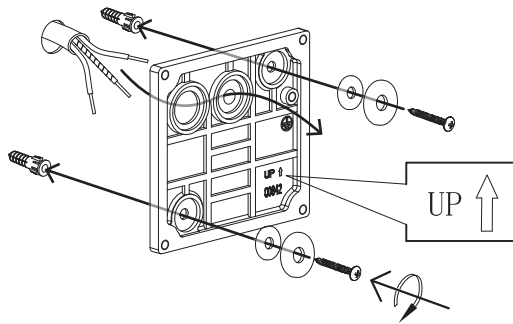


②



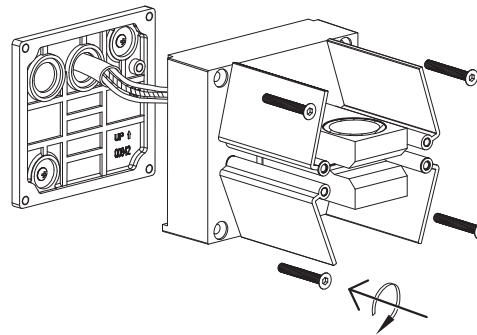
Ø foro < Ø cavo multipolare in gomma.
Forare con una punta.
Ø hole < Ø multiconductor rubber cable.
Pierce with a point.

③

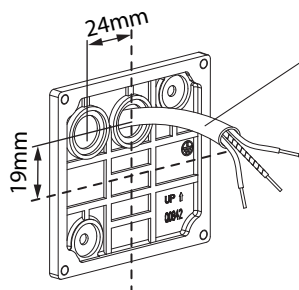
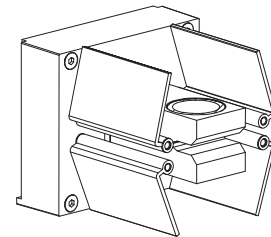
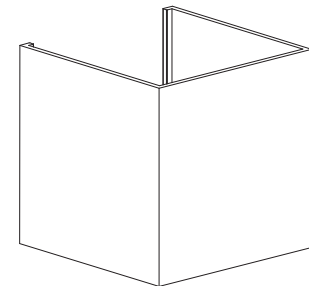


UP ↑

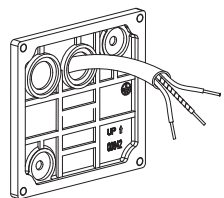
⑥



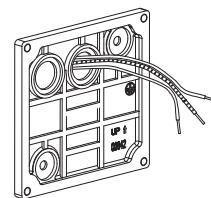
⑦



Cavo multipolare in gomma per uso esterno.
Multiconductor rubber cable for outdoor use.



OK



NO

