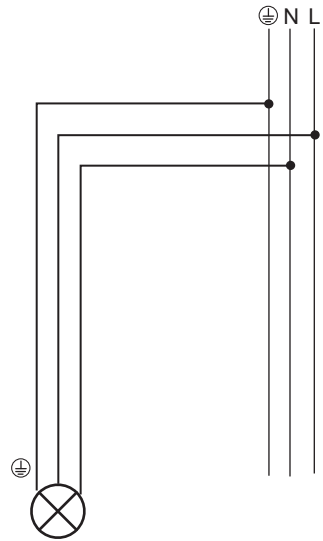
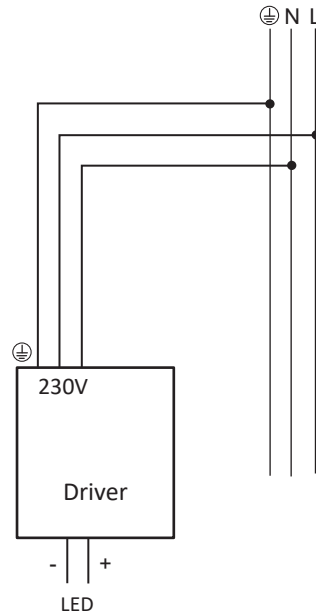


Collegamenti elettrici / Wiring

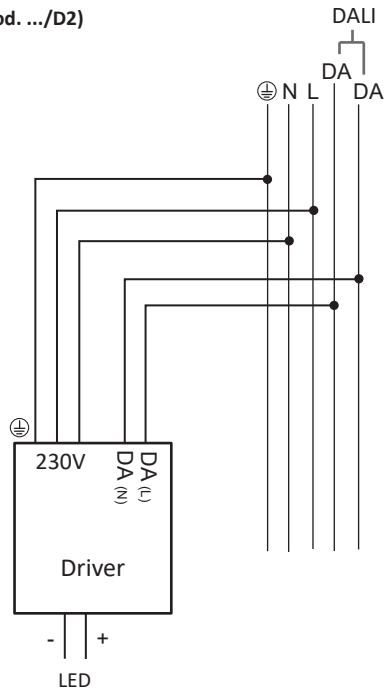
GU10 (ON-OFF)



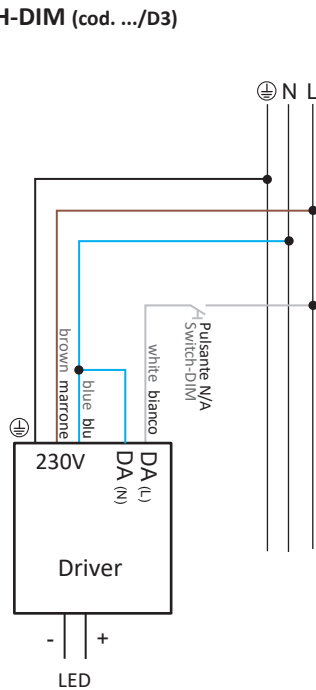
ON-OFF



DALI (cod. .../D2)

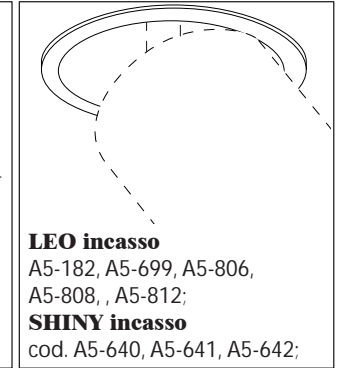
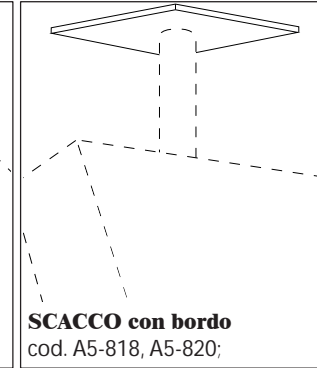
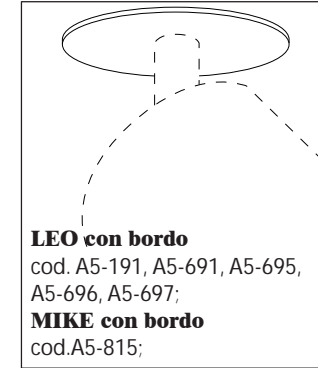


SWITCH-DIM (cod. .../D3)



Proiettore con basetta incasso con bordo Spotlight with recessed ceiling cup with trim

ISTRUZIONI PER L'INSTALLAZIONE
INSTRUCTIONS FOR INSTALLING
MODE D'INSTALLATION
MONTAGEANWEISUNGEN
INSTRUCTIES VOOR HET INSTALLEREN
INSTRUCCIONES PARA INSTALACION



ATTENZIONE:
La sicurezza dell'apparecchio è garantita solo dall'uso appropriato delle seguenti istruzioni, pertanto è necessario rispettarle e conservarle.

WARNING:
Device security is guaranteed by the appropriate use of the following directions, therefore it is required to follow and to keep them.

ATTENTION:
La sécurité de l'appareil n'est garantie que dans le respect des instructions suivantes, Nous vous conseillons donc de les bien conserver.

ACHTUNG:
Die Gerätsicherheit ist versichert unter der Voraussetzung, daß die folgenden Einleitungen richtig verwendet und eingehalten werden. Deshalb ist es notwendig, sie zu bewahren

ATTENTIE:
De veiligheid van het armatuur is alleen gegarandeerd bij het juist toepassen van de volgende montage-voorschriften.

ATENCIÓN:
La seguridad del aparato se garantiza solo cumpliendo cuidadosamente las siguientes instrucciones; por ello, es necesario conservarlas.



I Apparecchio predisposto per il montaggio diretto su superfici normalmente infiammabili.

GB Device fitted for directly mounting onto normally inflammable surfaces.

F Appareil réelsépour le montage direct sur superficies normalement inflammables.

D Leuchte geeignet zur Montage auf normalerweise Flächen.

NL Toestellen voorzien voor montage op normaal brandbareoppervlakten.

E Aparato preparado para ser montado directamente en superficies inflamables.



Ø50mm cod. A5-191, A5-691, A5-695,
A5-696, A5-697, A5-815;



Ø62mm cod. A5-182, A5-640, A5-641,
A5-642, A5-699, A5-806,
A5-808, A5-812;



55x55mm cod. A5-818, A5-820;



I Apparecchio di classe II

GB Class II luminaire

F Appareil de classe II

D Garaet Klasse II

NL Toestellen van Klasse II

E Aparato de clase II



I Apparecchio di classe III

GB Class III luminaire

F Appareil de classe III

D Garaet Klasse III

NL Toestellen van Klasse III

E Aparato de clase III



I L'apparecchio non deve, in alcuna circostanza, essere coperto con materiale isolante.

GB The fixture must not be covered, under any circumstances, by insulating materials or like.

F L'appareil ne doit, en aucun cas, être couvert par un matériau isolant ou autre.

D Das Gerät darf auf keinen Fall mit Isoliermaterial oder ähnlichem bedeckt werden.

NL Het apparaat mag in geen geval bedekt worden met isoleringsmateriaal of dergelijke.

E El aparato no debe ser protegido con material aislante o parecido, por ninguna causa.

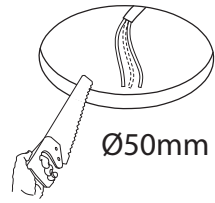
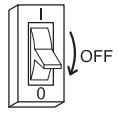
**LEO con bordo,
MIKE con bordo**



②

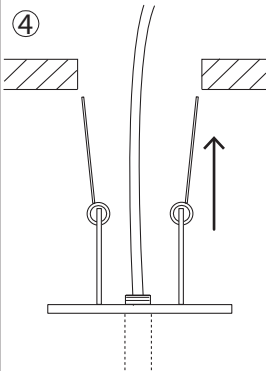
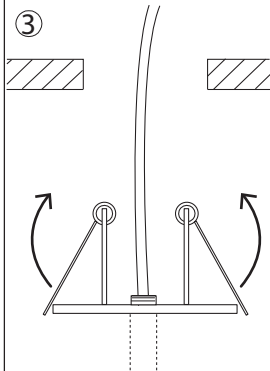
vedi "COLLEGAMENTI ELETTRICI"
see "WIRING"

①

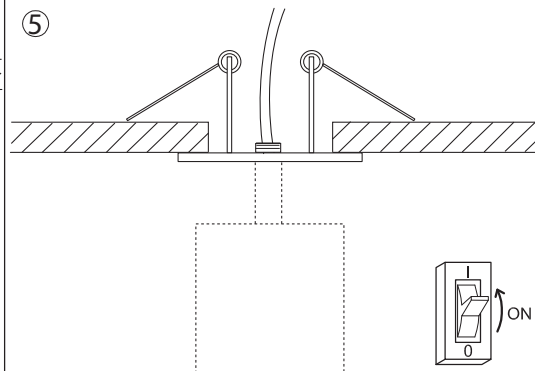


Ø50mm

③



⑤



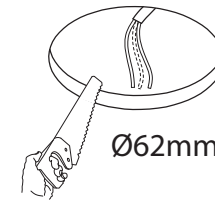
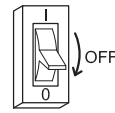
**LEO incasso,
SHINY incasso**



②

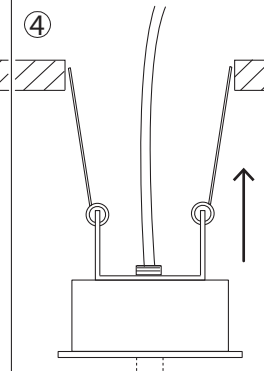
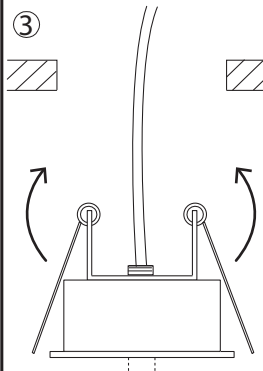
vedi "COLLEGAMENTI ELETTRICI"
see "WIRING"

①

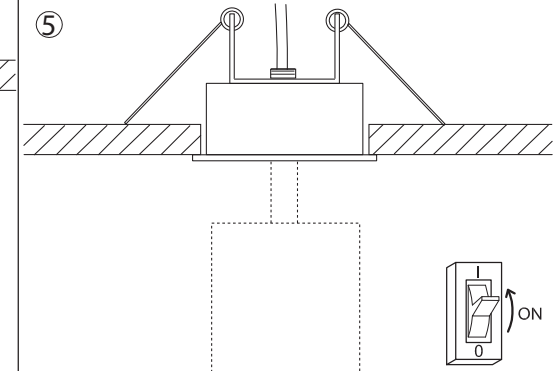


Ø62mm

③



⑤



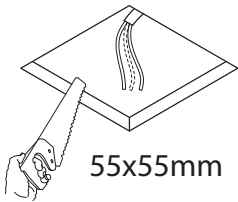
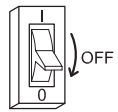
SCACCO con bordo



②

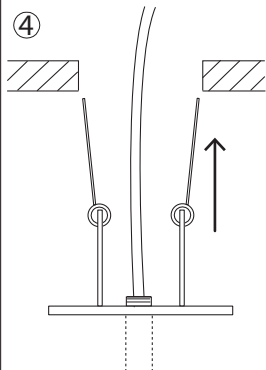
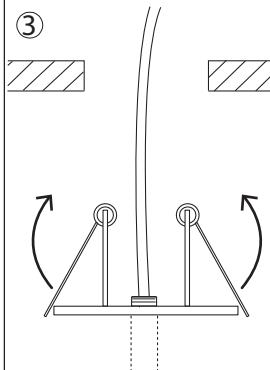
vedi "COLLEGAMENTI ELETTRICI"
see "WIRING"

①



55x55mm

③



⑤

